

Scaled data based on original data using
LM-79-08 Approved Method: Electrical and Photometric Measurements of Solid-
State Lighting Products

Test Report Prepared for
Cooper Lighting Solutions
(formerly Eaton)

Brand: McGRAW-EDISON

Report Number: P270091

Luminaire Tested: **GWC-AF-01-LED-E1-SL2-7027-1200-HSS**

Issue Date: 3/3/2020

Test Information

Test Method: LM-79-08
Report Number: P270091
TEST IS SCALED FROM IESNA LM-79-08 TEST DATA (P24287)
Test Lab: INNOVATION CENTER P2
Issue Date: 3/3/2020
Manufacturer: COOPER LIGHTING SOLUTIONS (FORMERLY EATON)
Product Line: MCGRAW-EDISON
Catalog Number: GWC-AF-01-LED-E1-SL2-7027-1200-HSS
Description: GALLEON WALL LUMINAIRE
(1) 70 CRI, 2700K, 1200mA LIGHTSQUARE WITH 16 LEDS EACH AND TYPE II SPILL LIGHT ELIMINATOR OPTICS WITH HOUSE SIDE SHIELD
Light Source: -
Ballast/Driver: ELECTRONIC DRIVER

Summary

Lumens per Lamp: N/A
Luminaire Lumens: 4933.3 lumens
Efficiency: N/A
Efficacy: 73.6 lumens/watt
Luminous Opening: Rectangular (W 0.5' x L: 0.5' x H: 0')
IES Classification: Type II - Short - Semi-Cutoff
BUG Rating: B1 - U0 - G1

Input Watts (W): 67
Input Voltage (V): NR
Input Current (Ain): NR
Voltage Rise (V): NR
Power Factor: NR
Total Harmonic Distortion (THDi): NR
Frequency (hertz): 60
Stabilization Time: NR
Operation Time: NR
Ambient Temperature (°C): NR
Test Distance: 25 FT

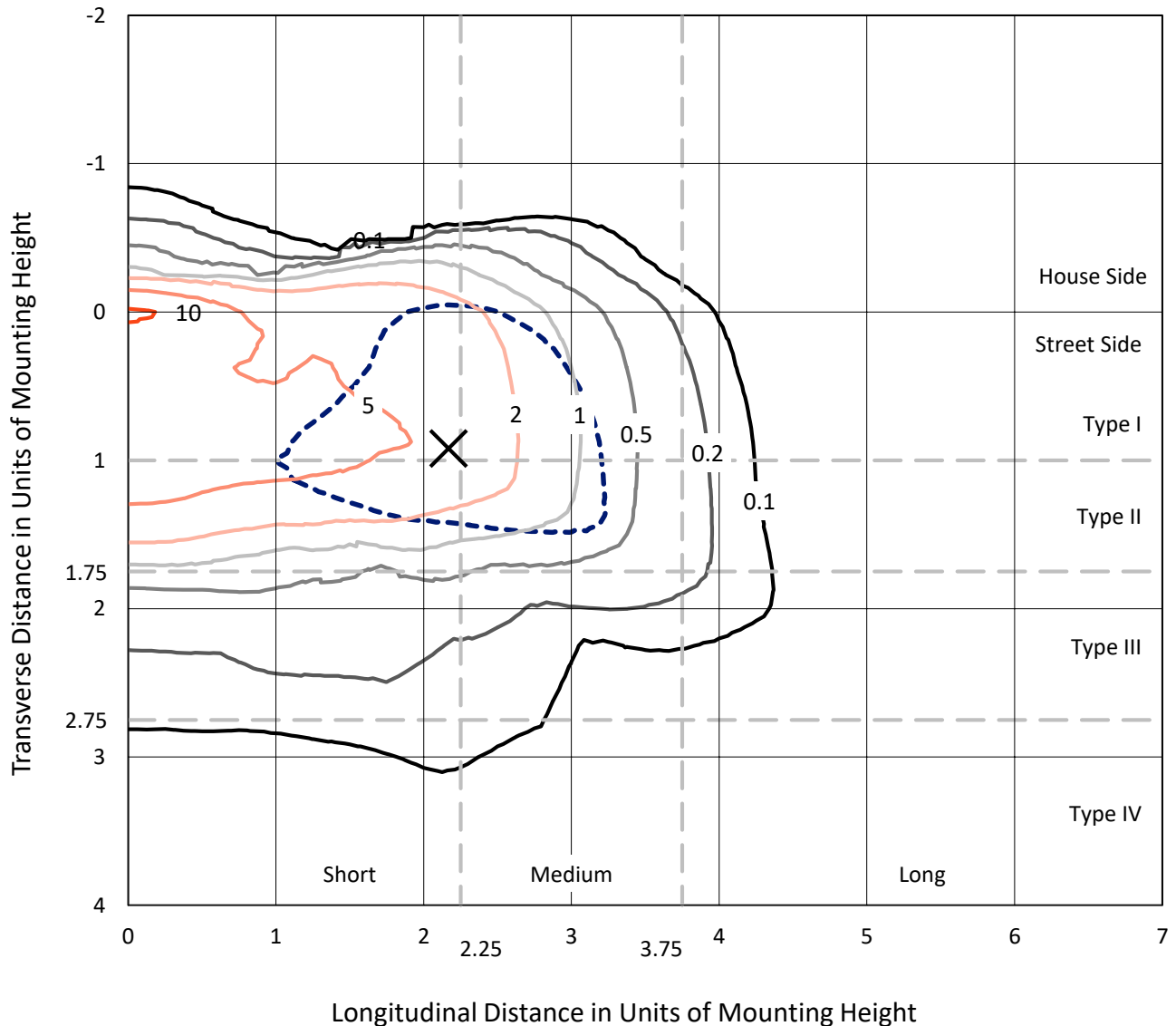


REPORT NUMBER: P270091

CATALOG NUMBER: GWC-AF-01-LED-E1-SL2-7027-1200-HSS

Iso-Footcandle Lines of Horizontal Illumination

✕ Max cd
 - - - 1/2 Max cd

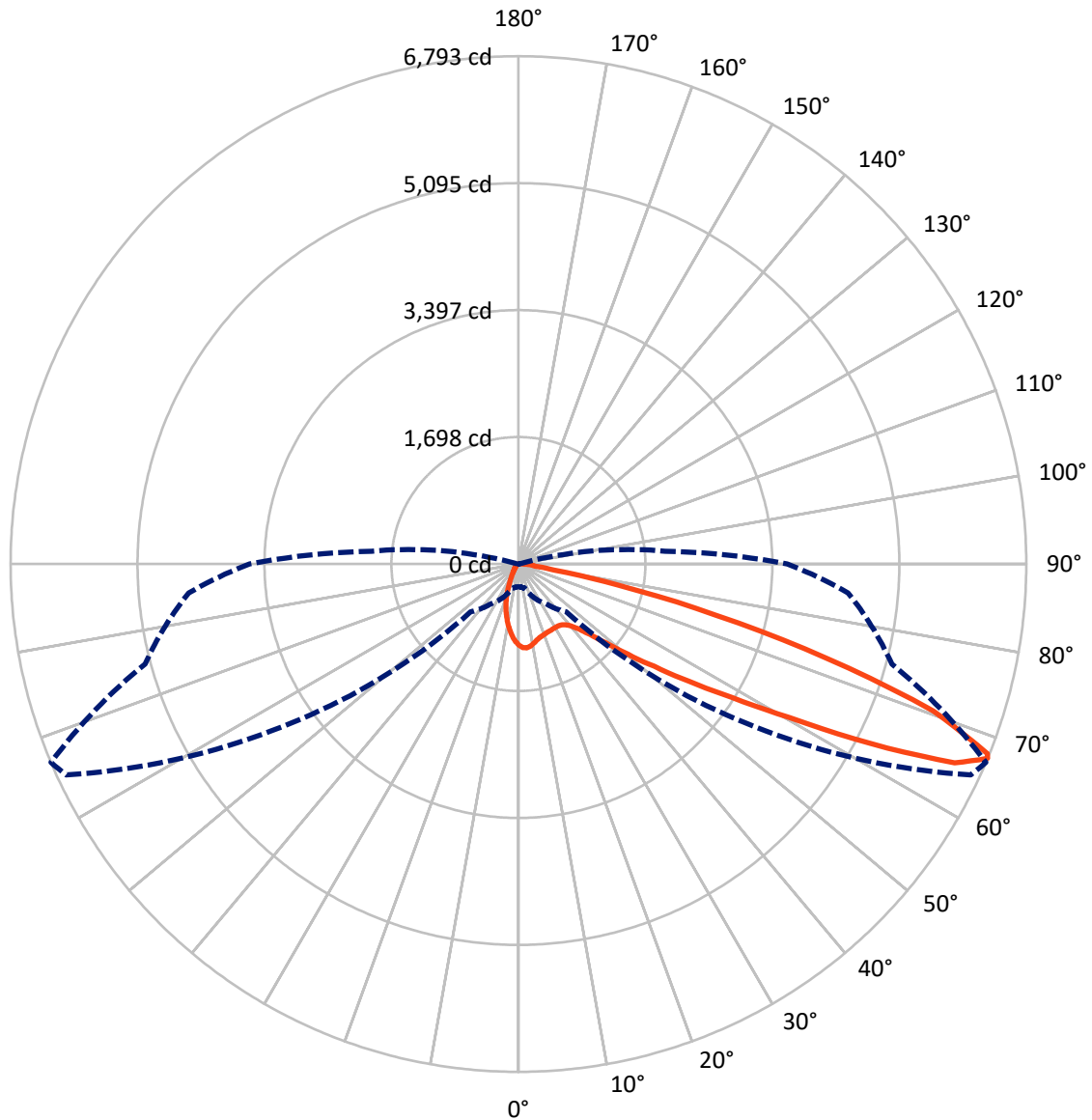


Based on 10 foot mounting height. Maximum calculated value = 10.9 fc
 Type II - Short - Semi-Cutoff

REPORT NUMBER: P270091

CATALOG NUMBER: GWC-AF-01-LED-E1-SL2-7027-1200-HSS

Luminous Intensity Polar Plot



— Vertical Plane Through 67-Deg Lateral - - - Horizontal Cone Through 67-Deg Vertical

REPORT NUMBER: P270091

CATALOG NUMBER: GWC-AF-01-LED-E1-SL2-7027-1200-HSS

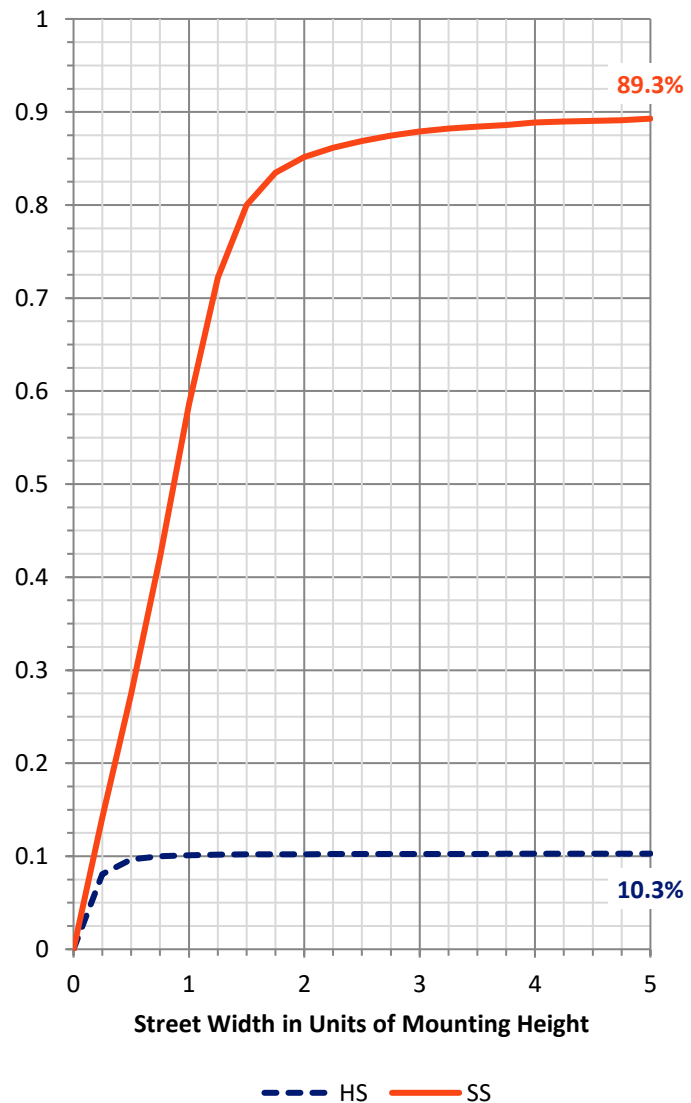
FLUX DISTRIBUTION:

		Downward	Upward	Total
House Side	Lumens	512.2	0.0	512.2
	% Fixture	10.4	0.0	10.4
Street Side	Lumens	4421.0	0.0	4421.0
	% Fixture	89.6	0.0	89.6
Total	Lumens	4933.3	0.0	4933.3
	% Fixture	100.0	0.0	100.0

Coefficient of Utilization

ZONAL LUMENS:

Zone	Lumens	% Fixture
0°-10°	88.5	1.8
10°-20°	188.4	3.8
20°-30°	273.9	5.6
30°-40°	427.4	8.7
40°-50°	757.0	15.3
50°-60°	1198.0	24.3
60°-70°	1372.1	27.8
70°-80°	569.1	11.5
80°-90°	58.8	1.2
90°-100°	0.0	0.0
100°-110°	0.0	0.0
110°-120°	0.0	0.0
120°-130°	0.0	0.0
130°-140°	0.0	0.0
140°-150°	0.0	0.0
150°-160°	0.0	0.0
160°-170°	0.0	0.0
170°-180°	0.0	0.0
0°-90°	4933.3	100.0
0°-180°	4933.3	100.0



REPORT NUMBER: P270091

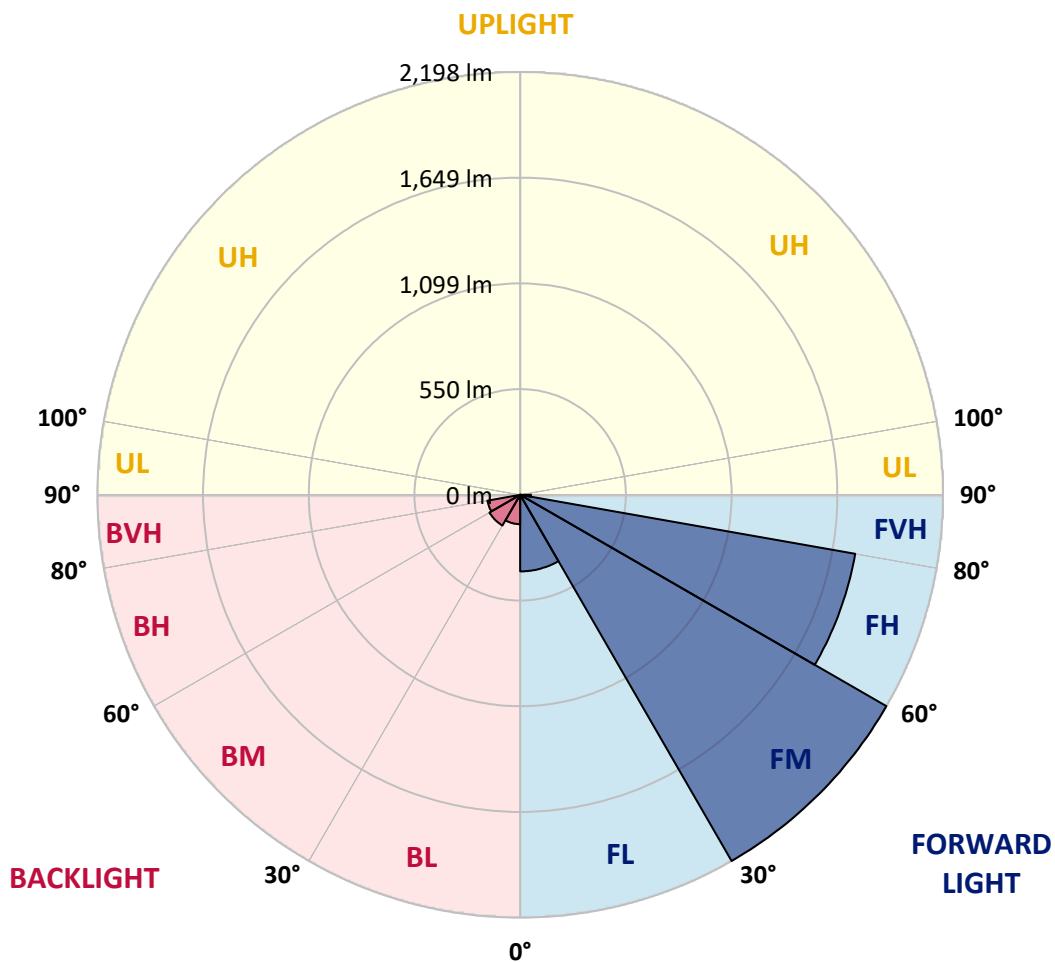
CATALOG NUMBER: GWC-AF-01-LED-E1-SL2-7027-1200-HSS

LUMINAIRE CLASSIFICATION SYSTEM LUMEN TABLE AND BUG RATING:

Zone	Lumens	% Fixture	Zone Rating/Lumen Limit		
			B	U	G
FL (0°-30°)	398.0	8.1			
FM (30°-60°)	2198.3	44.6			
FH (60°-80°)	1768.6	35.8			G1/1800
FVH (80°-90°)	56.1	1.1			G1/100
BL (0°-30°)	152.8	3.1	B1/500		
BM (30°-60°)	184.1	3.7	B0/220		
BH (60°-80°)	172.7	3.5	B1/500		G1/500
BVH (80°-90°)	2.7	0.1			G0/10
UL (90°-100°)	0.0	0.0		U0/0	
UH (100°-180°)	0.0	0.0		U0/0	

BUG Rating: B1-U0-G1

Type II Short





REPORT NUMBER: P270091

CATALOG NUMBER: GWC-AF-01-LED-E1-SL2-7027-1200-HSS

CANDELA DISTRIBUTION (FULL):

	0°	5°	15°	25°	35°	45°	55°	65°	67°	75°	85°
0°	1087.9	1087.9	1087.9	1087.9	1087.9	1087.9	1087.9	1087.9	1087.9	1087.9	1087.9
2.5°	1124.9	1127.1	1126.8	1128.5	1132.5	1132.9	1128.9	1121.1	1119.3	1109.3	1091.7
5°	1037.3	1043.9	1048.1	1064.4	1082.7	1104.9	1121.6	1127.7	1126.8	1119.6	1093.1
7.5°	937.5	944.1	948.7	967.9	992.4	1030.4	1073.8	1109.6	1112.7	1120.5	1092.0
10°	871.0	872.2	878.5	897.0	922.5	961.4	1013.2	1075.6	1085.1	1113.5	1089.1
12.5°	816.4	817.2	825.5	845.4	872.7	911.9	966.3	1038.4	1053.2	1104.9	1088.6
15°	777.5	780.6	788.2	808.8	837.8	876.7	932.6	1011.1	1028.7	1101.8	1093.8
17.5°	764.5	768.1	770.3	785.3	811.7	849.7	906.9	993.3	1013.2	1103.5	1103.7
20°	778.0	780.6	775.4	779.2	795.6	829.6	885.5	978.1	1001.6	1105.5	1116.7
22.5°	828.4	829.6	815.5	799.0	796.2	814.9	868.5	966.0	991.3	1111.0	1132.0
25°	914.7	912.8	889.7	854.3	820.9	812.3	858.3	958.5	986.1	1116.7	1147.8
27.5°	1018.9	1021.7	990.1	938.6	875.0	829.6	856.9	955.3	983.7	1120.7	1161.7
30°	1145.5	1149.6	1113.3	1048.5	957.3	872.2	870.1	954.7	982.4	1118.1	1162.8
32.5°	1274.8	1279.5	1251.2	1184.3	1067.2	943.5	900.1	961.1	985.2	1109.3	1156.2
35°	1409.9	1416.9	1397.9	1340.6	1216.3	1046.5	952.7	980.4	998.8	1108.4	1149.6
37.5°	1596.7	1603.0	1567.4	1506.6	1396.7	1184.6	1037.3	1016.5	1030.7	1122.3	1151.3
40°	1875.6	1874.7	1782.6	1689.6	1595.0	1360.1	1156.2	1082.2	1089.4	1163.9	1172.6
42.5°	2179.4	2177.9	2041.8	1900.5	1815.0	1576.3	1312.4	1195.6	1190.7	1240.8	1227.8
45°	2413.6	2413.3	2302.2	2143.1	2080.1	1824.4	1514.5	1353.3	1345.8	1365.6	1329.7
47.5°	2513.5	2515.2	2459.4	2347.5	2374.0	2159.8	1769.0	1581.7	1570.5	1562.5	1507.8
50°	2435.8	2439.3	2443.8	2421.9	2589.5	2610.7	2110.6	1903.8	1898.2	1862.3	1776.8
52.5°	2182.0	2199.6	2253.6	2322.9	2664.2	3043.5	2646.0	2303.7	2274.3	2236.1	2141.9
55°	1754.4	1773.7	1876.5	2044.7	2552.9	3327.8	3396.6	2819.4	2770.5	2656.2	2520.4
57.5°	1161.1	1191.0	1340.1	1554.1	2229.5	3373.5	4145.2	3534.9	3364.6	3051.8	2898.7
60°	639.7	668.4	830.1	1024.1	1610.2	3147.3	4648.8	4466.6	4165.7	3494.1	3358.2
62.5°	393.9	409.4	528.8	709.3	965.7	2484.1	4753.0	5637.5	5289.1	4063.6	3913.3
65°	313.7	320.2	378.7	579.8	692.2	1477.5	4416.6	6530.0	6413.8	4753.0	4410.3
67°	304.4	307.0	334.6	497.8	652.6	905.8	3700.1	6675.4	6793.3	5170.2	4425.9
67.5°	306.4	309.3	335.5	475.1	651.5	832.5	3453.3	6618.2	6767.2	5203.3	4357.0
70°	295.5	304.4	384.1	474.8	619.6	691.7	2068.1	5734.2	5889.3	4834.8	3697.0
72.5°	104.7	105.4	166.0	384.1	673.6	699.2	1038.4	4203.6	4318.4	3698.3	2665.4
75°	62.2	53.0	55.2	109.3	643.6	679.0	599.1	2686.1	2729.0	2119.3	1349.8
77.5°	42.8	37.5	38.6	48.3	245.1	669.6	475.9	1400.7	1355.0	743.3	287.5
80°	24.4	21.6	23.1	42.2	89.3	624.8	448.9	568.0	484.3	126.0	79.4
82.5°	12.9	10.9	13.2	34.9	62.2	389.3	449.7	274.5	217.6	42.6	54.2
85°	4.7	3.8	6.4	23.9	41.4	119.5	416.9	230.8	181.3	20.8	41.1
87.5°	0.9	0.9	2.6	9.7	16.7	36.6	246.6	137.0	91.7	12.3	28.2
90°	0.0	0.0	0.0	0.0	0.0	0.0	0.0	0.0	0.0	0.0	0.0



REPORT NUMBER: P270091

CATALOG NUMBER: GWC-AF-01-LED-E1-SL2-7027-1200-HSS

CANDELA DISTRIBUTION (continued):

	90°	95°	105°	115°	125°	135°	145°	155°	165°	175°	180°
0°	1087.9	1087.9	1087.9	1087.9	1087.9	1087.9	1087.9	1087.9	1087.9	1087.9	1087.9
2.5°	1084.5	1072.1	1055.4	1035.0	1010.9	989.6	973.8	957.3	953.8	948.2	947.3
5°	1077.3	1056.0	1014.6	967.0	916.5	870.6	833.6	800.6	785.8	773.2	771.8
7.5°	1066.6	1034.7	964.2	887.6	808.6	736.7	675.6	632.5	592.8	573.8	570.9
10°	1054.3	1008.5	907.6	801.4	692.0	590.5	499.8	423.8	377.8	350.4	347.0
12.5°	1042.8	983.0	849.7	711.9	566.6	430.7	314.2	241.7	193.3	173.7	171.5
15°	1037.3	962.3	795.6	620.4	435.3	274.3	171.8	132.9	117.1	112.5	112.2
17.5°	1036.7	944.7	742.6	525.8	305.0	159.4	111.9	102.1	99.0	97.8	97.8
20°	1036.5	927.9	689.8	427.6	193.7	106.1	93.2	90.9	88.7	87.2	87.2
22.5°	1039.6	913.0	634.5	327.4	122.0	86.1	82.0	79.7	76.8	74.7	74.5
25°	1042.8	901.5	578.1	233.1	88.4	74.7	70.8	67.6	63.6	61.0	60.7
27.5°	1043.4	887.1	517.6	155.9	73.9	65.3	60.1	55.2	50.7	48.1	47.8
30°	1034.7	863.0	450.6	105.4	65.3	56.8	49.8	44.6	40.3	38.3	38.3
32.5°	1017.7	833.1	376.9	79.4	58.1	48.6	41.1	36.3	33.4	32.5	32.2
35°	1002.5	800.8	301.2	67.4	52.1	41.1	33.7	30.5	28.7	28.5	28.2
37.5°	993.6	774.9	230.2	61.0	46.4	34.6	28.5	26.1	25.2	24.7	25.0
40°	1000.4	753.3	170.1	55.9	40.6	28.7	24.3	23.1	22.2	21.9	21.9
42.5°	1030.7	749.5	126.3	51.2	35.1	23.9	21.0	20.1	19.6	19.3	19.6
45°	1110.1	772.5	98.1	46.9	29.6	20.1	17.9	17.5	17.2	17.2	17.2
47.5°	1229.5	820.2	81.7	42.0	24.7	17.2	15.5	15.3	14.9	15.3	15.3
50°	1431.8	906.9	73.1	37.2	20.5	14.6	13.2	13.2	13.2	13.2	13.5
52.5°	1739.4	1078.0	67.4	32.2	16.7	12.3	11.2	11.2	11.5	11.5	11.8
55°	2082.2	1304.7	62.2	27.3	14.1	10.3	9.2	9.4	9.7	10.1	10.1
57.5°	2453.9	1555.8	57.8	22.5	12.0	8.3	7.8	8.1	8.3	8.9	8.9
60°	2902.4	1827.8	51.6	17.5	10.1	6.6	6.1	6.6	7.5	8.1	8.3
62.5°	3395.1	2090.7	43.4	13.8	8.3	5.2	4.9	6.1	7.3	7.8	8.1
65°	3731.7	2173.4	33.4	11.2	6.4	3.8	4.0	5.5	6.9	7.8	7.8
67°	3595.4	1970.5	27.3	9.4	5.2	2.9	3.8	5.5	6.9	7.5	7.8
67.5°	3500.8	1891.1	26.1	9.2	4.9	2.9	3.8	5.5	6.9	7.8	7.8
70°	2848.4	1420.7	21.9	6.9	4.0	2.6	3.1	5.2	6.6	7.5	7.5
72.5°	1979.1	875.8	19.6	4.9	3.5	2.3	2.9	4.9	6.4	7.3	7.5
75°	940.9	317.0	16.7	3.8	3.1	2.1	2.6	4.9	6.4	7.3	7.3
77.5°	191.9	73.7	13.5	3.1	2.6	2.1	2.3	4.7	6.1	6.9	6.9
80°	63.0	28.5	10.1	2.9	2.6	2.1	2.3	4.3	6.1	6.6	6.9
82.5°	45.5	14.4	6.6	2.9	2.6	2.1	2.1	4.3	5.7	6.6	6.6
85°	34.9	10.1	4.3	2.9	2.6	2.1	2.1	4.0	5.5	6.4	6.4
87.5°	23.1	4.0	3.5	2.9	2.6	2.1	2.1	4.0	5.2	6.1	6.4
90°	0.0	0.0	0.0	0.0	0.0	0.0	0.0	0.0	0.0	0.0	0.0

(END OF REPORT)